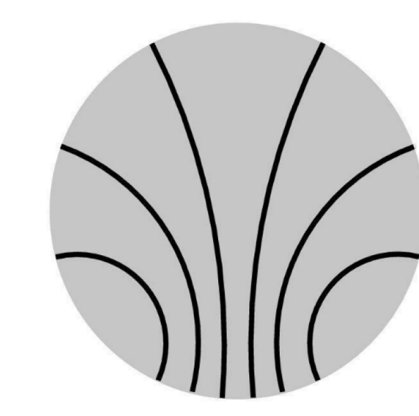




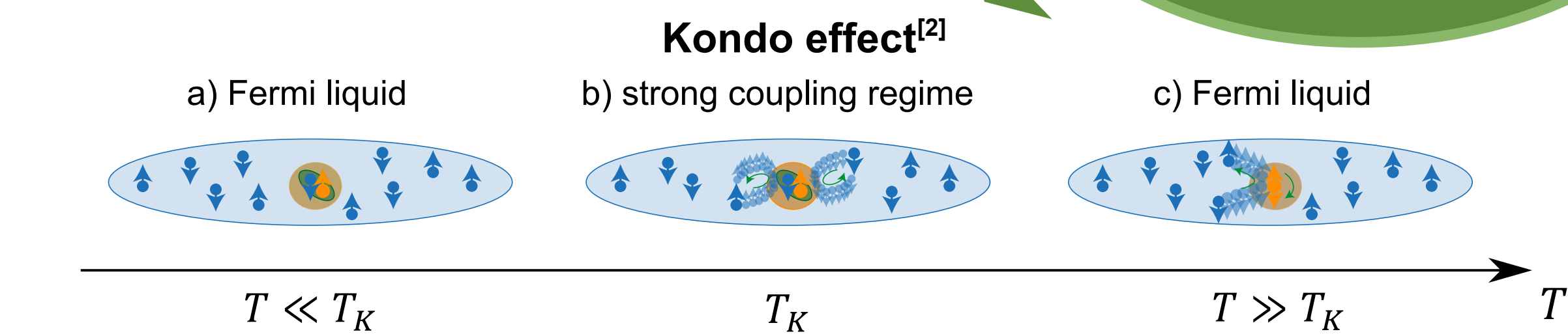
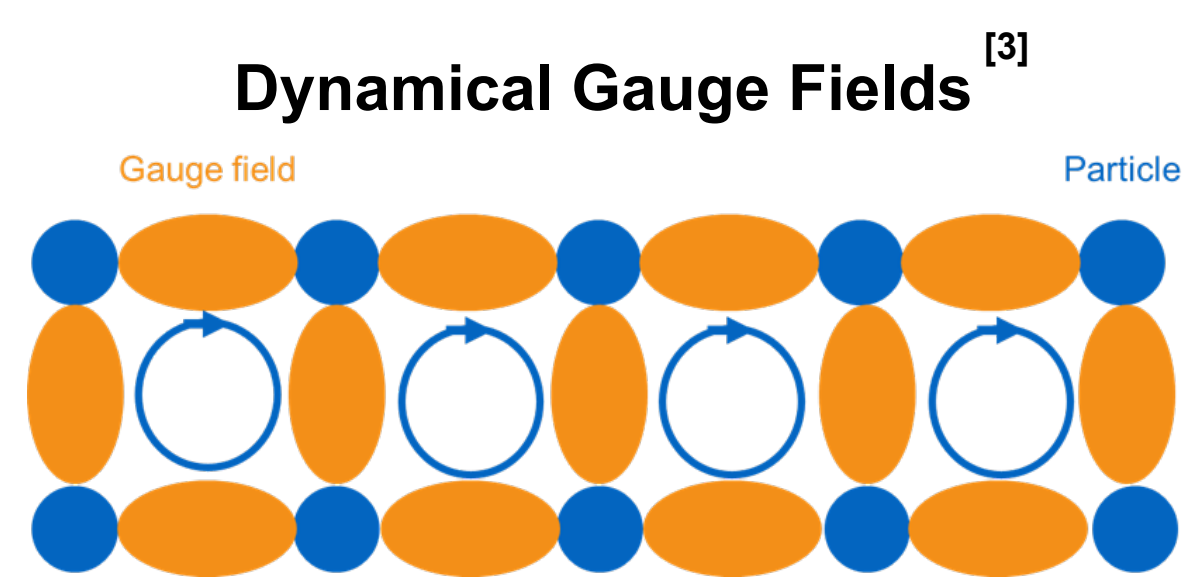
A new Na-K apparatus to study quantum thermodynamics

Lilo Höcker, Rohit Prasad Bhatt, Jan Kilinc, Fred Jendrzejewski

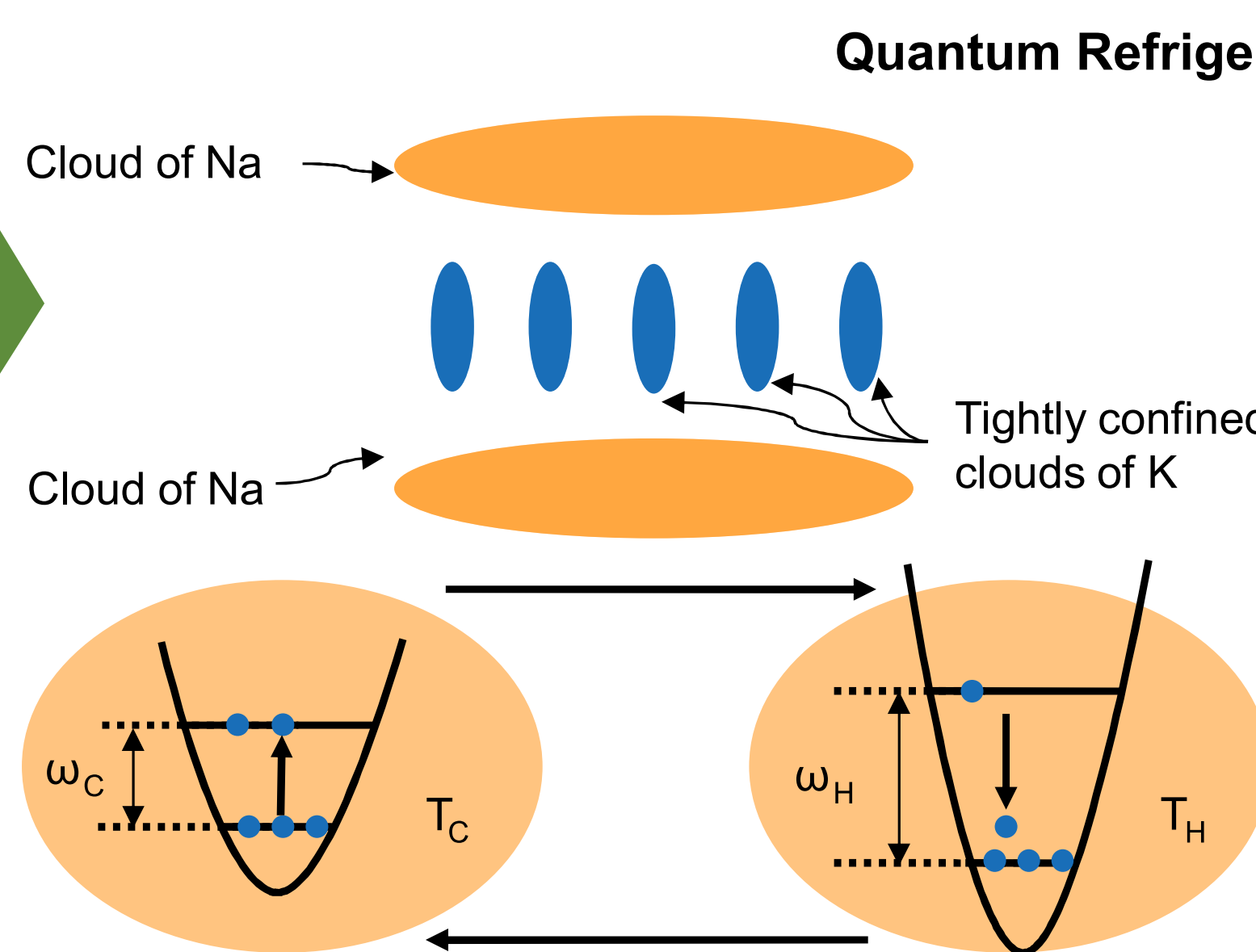
Kirchhoff-Institut für Physik, Universität Heidelberg, Im Neuenheimer Feld 227, 69120 Heidelberg, Germany
lilo.hoecker@kip.uni-heidelberg.de



Why quantum mixtures?



Quantum Mixtures
Tunable key parameter:
- atomic properties
- quantum statistics
- interspecies interaction strength and dimensionality



Goal

- Cool thermal cloud below degeneracy threshold

The Baths:

- Uncondensed Na atoms trapped in an optical dipole trap
- Large separation to prevent atoms from tunnelling

Working Medium:

- Single K atoms in an optical tweezer array
- Thermalization with the bath through contact collisions

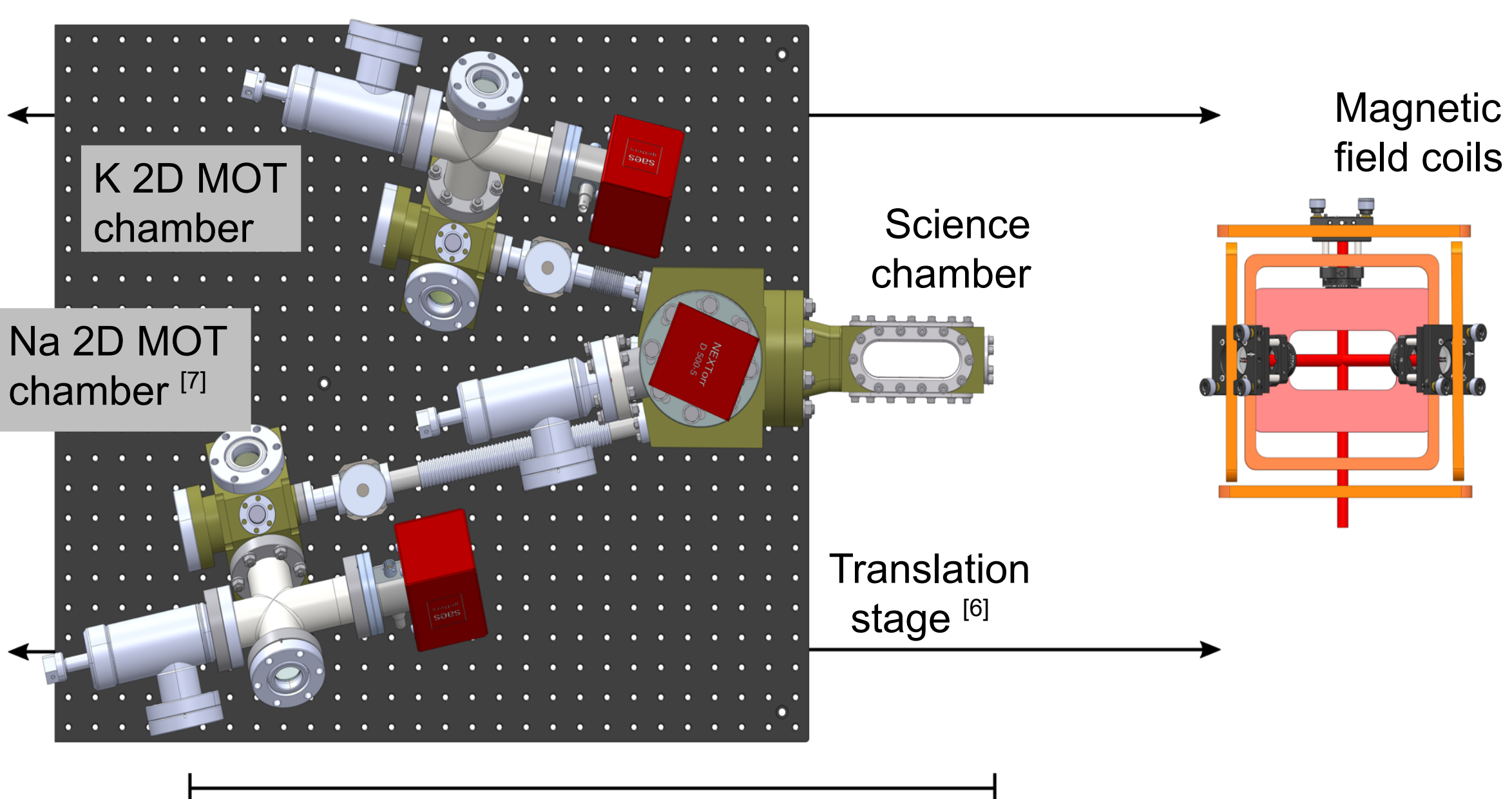
The Piston:

- Spacing between the energy levels varied by laser intensity
- Two accessible quantum states

Why Na-K?

- Possibility to work with both K-39 and K-40 (Bosonic and Fermionic) in our design.
- Tuning knob of Feshbach resonances at moderate magnetic fields of less than 300 G^[4,5].
- Predicted to have fast Spin Changing Collisions.

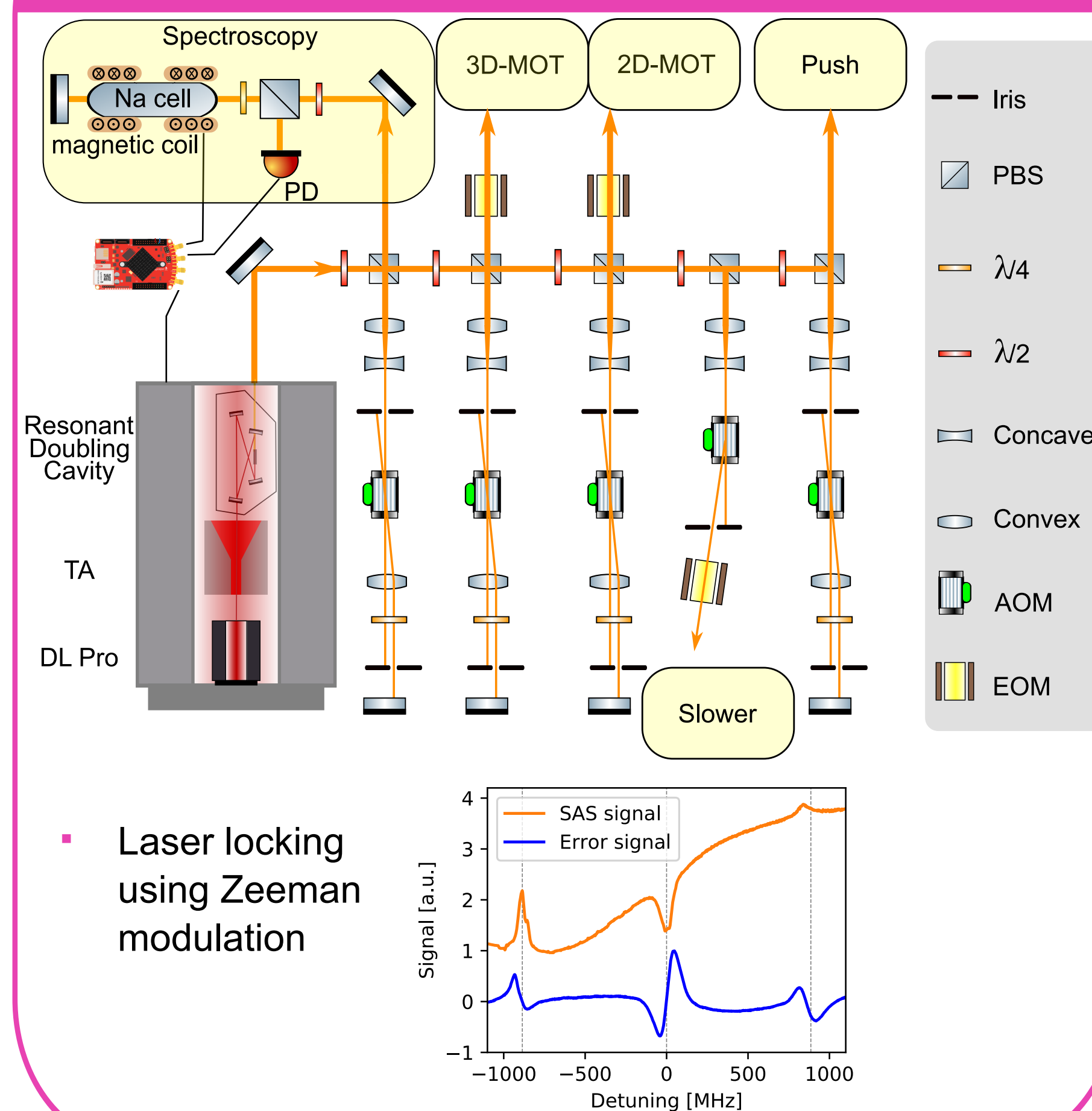
Mobile and modular vacuum system



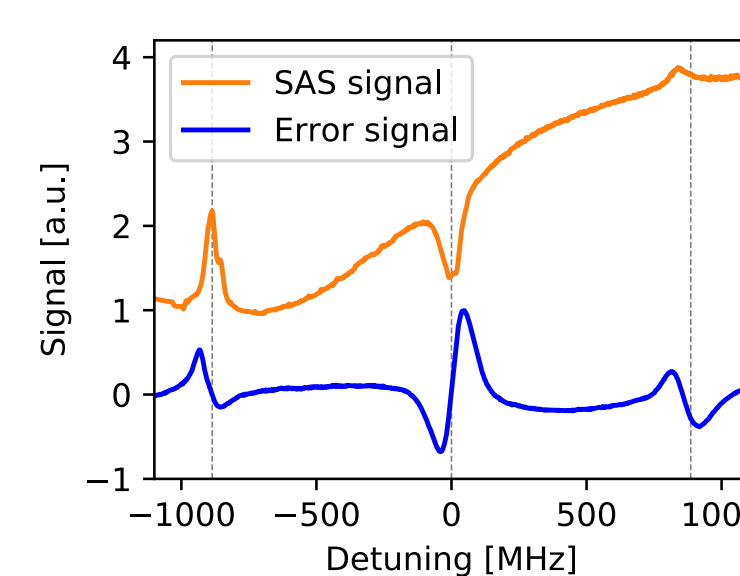
80 cm

- Modularity, to work on and optimize Na and K setups separately.
- Vacuum system on a translation stage.
- Science chamber designed to give more optical access and facilitate higher numerical aperture.

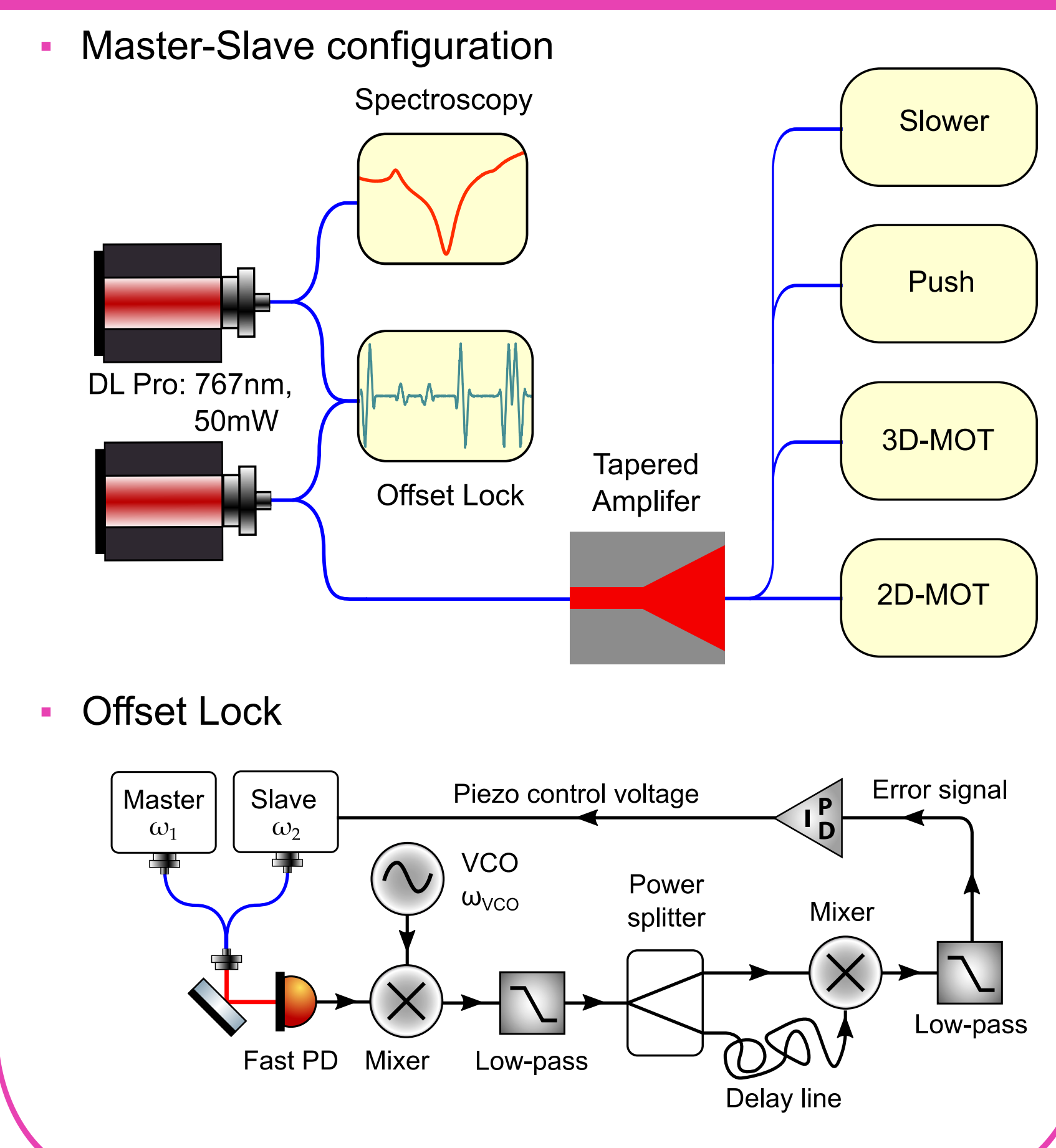
Na laser system



- Laser locking using Zeeman modulation



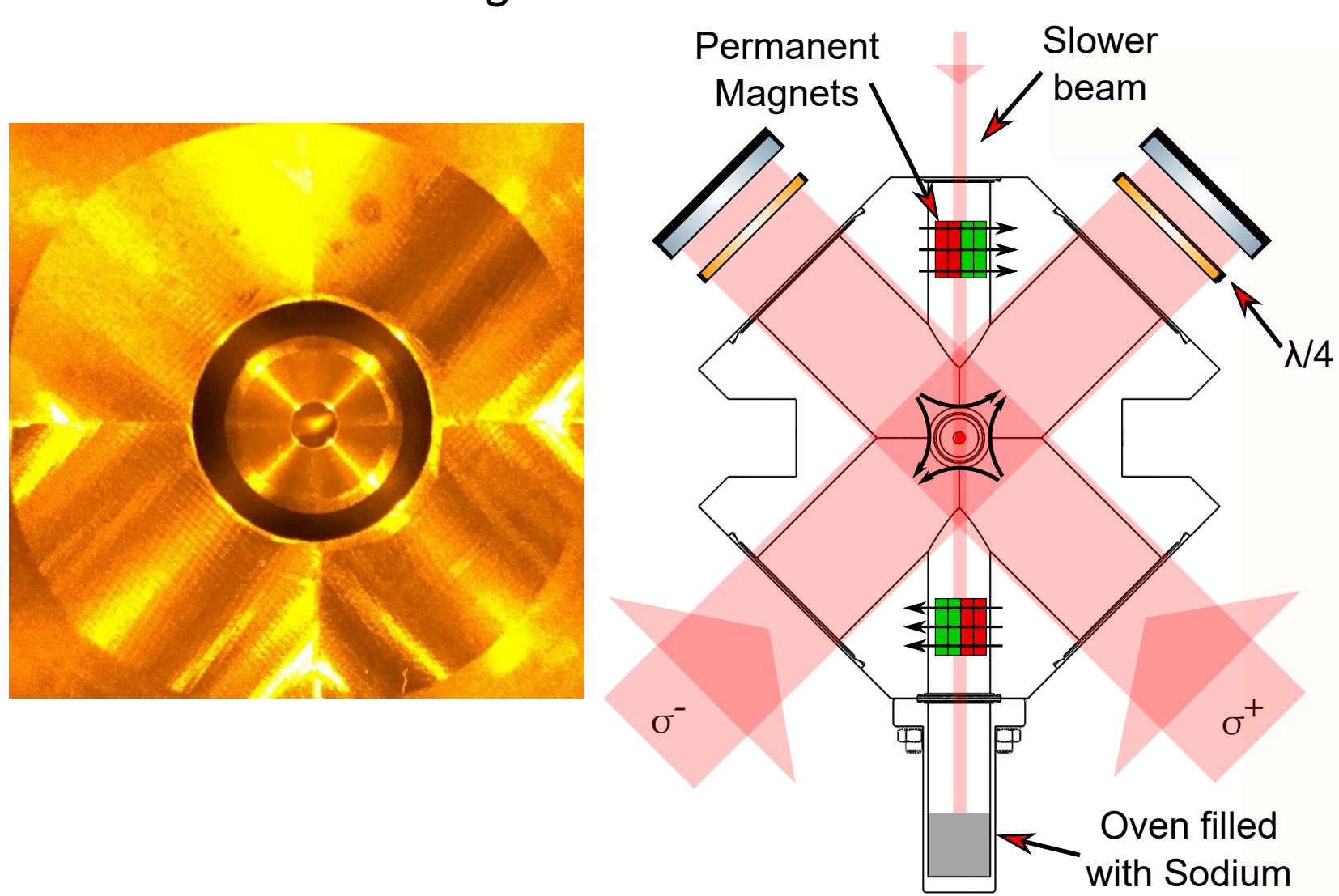
K laser system



Towards a quantum heat engine


1 Separated 2D magneto-optical traps

- Quadrupole magnetic field produced by four stacks of permanent magnets.
- Two red-detuned circularly polarized laser beams in retro-reflected configuration.



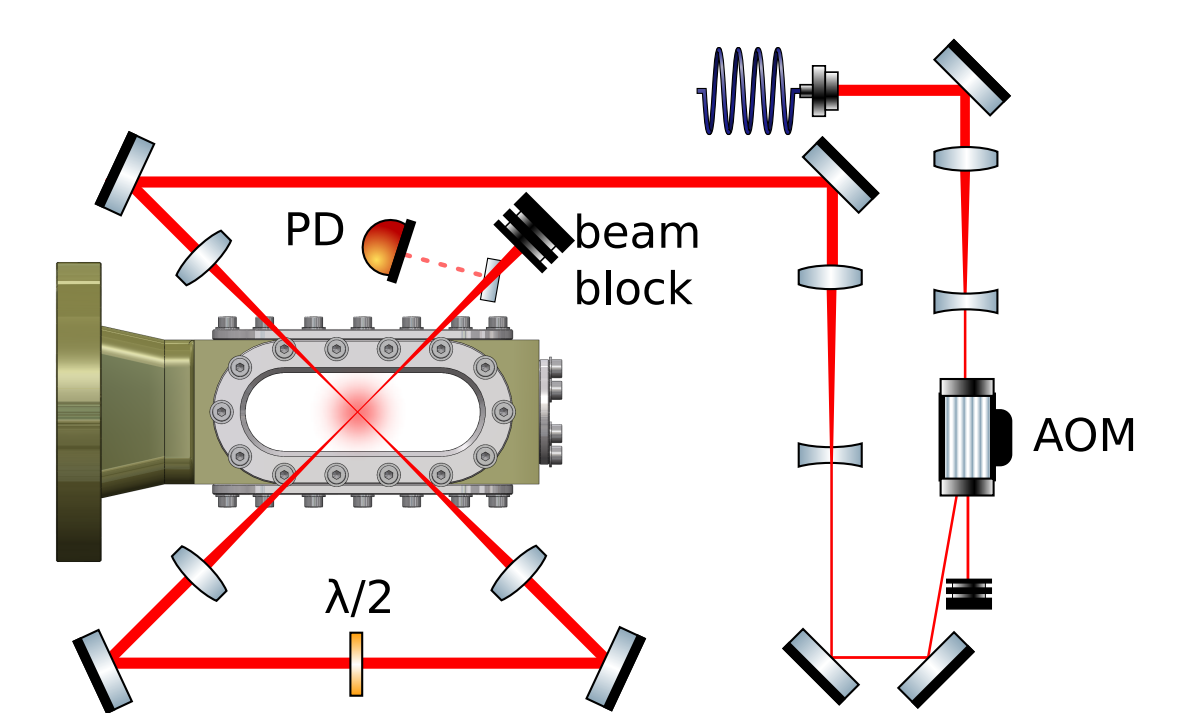
2 Dual species 3D magneto-optical trap

- Near-resonant push beam transports pre-cooled atoms into science chamber.
- Three laser beams in retro-reflected configuration and magnetic quadrupole field.
- Characterize cold atoms using absorption imaging.
- Loading time: 3s



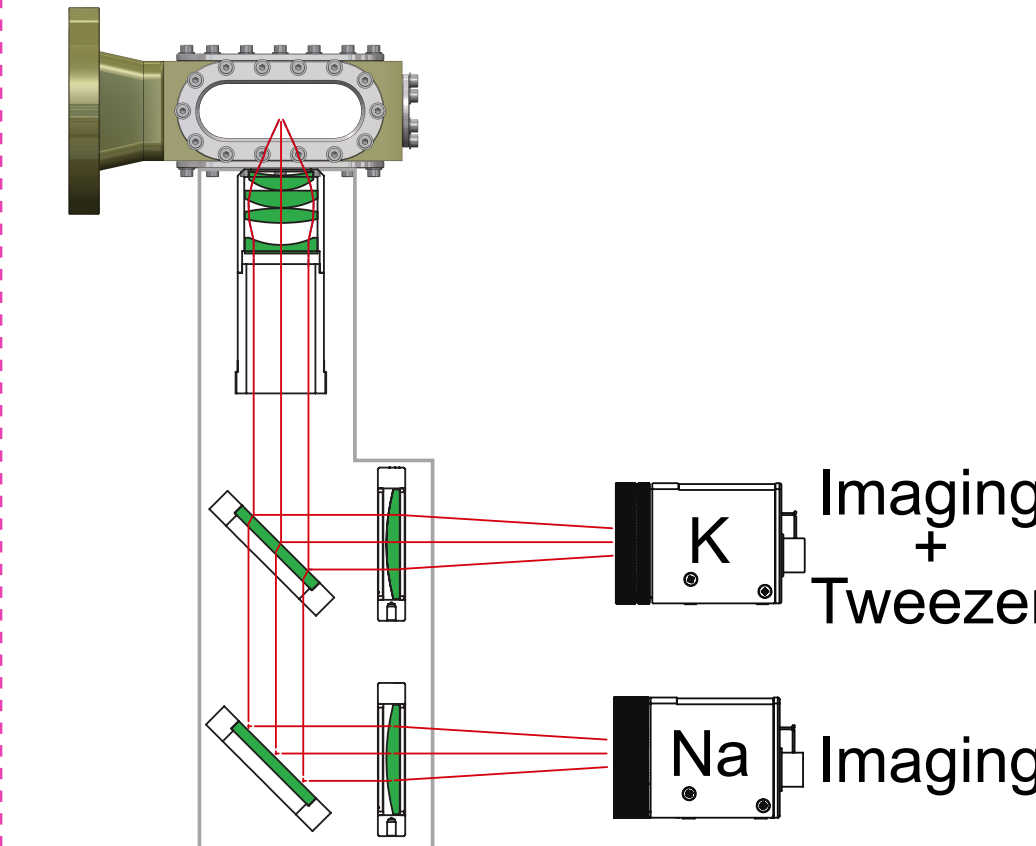
3 Na Crossed Optical Dipole Trap

- Trapping potential: $V(r) \propto \frac{I(r)}{\Delta}$
- IPG Fiber Laser: 100W at 1070nm.
- Focused beam waist of 50 μ m
- Trap depth: ~2mK.



3 K Optical Tweezers

- TiSa Laser: 2W at 780nm.
- Focusing through Imaging Objective
- Mobile tweezer arrays generated by an AOD^[8]



Outlook

- With the achievement of Na and K 3D MOT, we are actively working towards achieving the Na BEC in optical dipole trap and K tweezers.
- We are also implementing an optimized high resolution imaging scheme for the experiment.
- An innovative thermometric technique^[9] will be used for non-demolition measurements.
- Techniques for active magnetic field stabilisation (based on NV centres in diamond) are also being developed for tight control over Feshbach fields.
- The experiment control system should facilitate remote access to potentially run the machine 24 X 7.

References

- Wolfgang Niedenzu and Igor Mazets and Gershon Kurizki and Fred Jendrzejewski 2019, Quantum (3) 155.
- Johannes Bauer, Christophe Salomon, and Eugene Demler Phys. Rev. Lett. 111, 215304.
- Alexander Mil, Torsten V. Zache, Apoorva Hegde, Andy Xia, Rohit P. Bhatt, Markus K. Oberthaler, Philipp Hauke, Jürgen Berges, Fred Jendrzejewski. Sep 17, 2019. e-Print: arXiv:1909.07641.
- Torben A. Schulze, Torsten Hartmann, Kai K. Voges, Matthias W. Gempel, Eberhard Tiemann, Alessandro Zenesini, and Silke Ospelkaus Phys. Rev. A 97, 023623.
- Cheng-Hsun Wu, Jee Woo Park, Peyman Ahmadi, Sebastian Will, and Martin W. Zwierlein Phys. Rev. Lett. 109, 085301.
- Design inspired from the group of Manuel Endres, California Institute of Technology.
- G. Lamporesi, S. Donadello, S. Serafini, and G. Ferrari Review of Scientific Instruments 84, 063102 (2013).
- Alexandre Cooper, Jacob P. Covey, Ivaylo S. Madjarov, Sergey G. Porsev, Marianna S. Saffronova, Manuel Endres, PhysRevX .8.041055.
- Mohammad Mehoudi, Aniello Lampo, Christos Charalambous, Luis A. Correa, Miguel Ángel García-March, and Maciej Lewenstein Phys. Rev. Lett. 122, 030403.

